

Scaled data based on original data using
LM-79-08 Approved Method: Electrical and Photometric Measurements of Solid-
State Lighting Products

Test Report Prepared for

Cooper Lighting Solutions

(formerly Eaton)

Brand: STREETWORKS

Report Number: P367854

Luminaire Tested: **PMM-SA3B-750-U-5NQ**

Issue Date: 12/2/2019

Test Information

Test Method: LM-79-08
Report Number: P367854
TEST IS SCALED FROM IESNA LM-79-08 TEST DATA (G2-1910-543-5)
Test Lab: INNOVATION CENTER
Issue Date: 12/2/2019
Manufacturer: COOPER LIGHTING SOLUTIONS (FORMERLY EATON)
Product Line: STREETWORKS
Catalog Number: PMM-SA3B-750-U-5NQ
Description: MESA POST TOP DECORATIVE LUMINAIRE. (3) LIGHTSQUARES WITH 16 LEDS EACH AND TYPE V NARROW OPTICS.
Light Source: -
Ballast/Driver: ELECTRONIC DRIVER

Summary

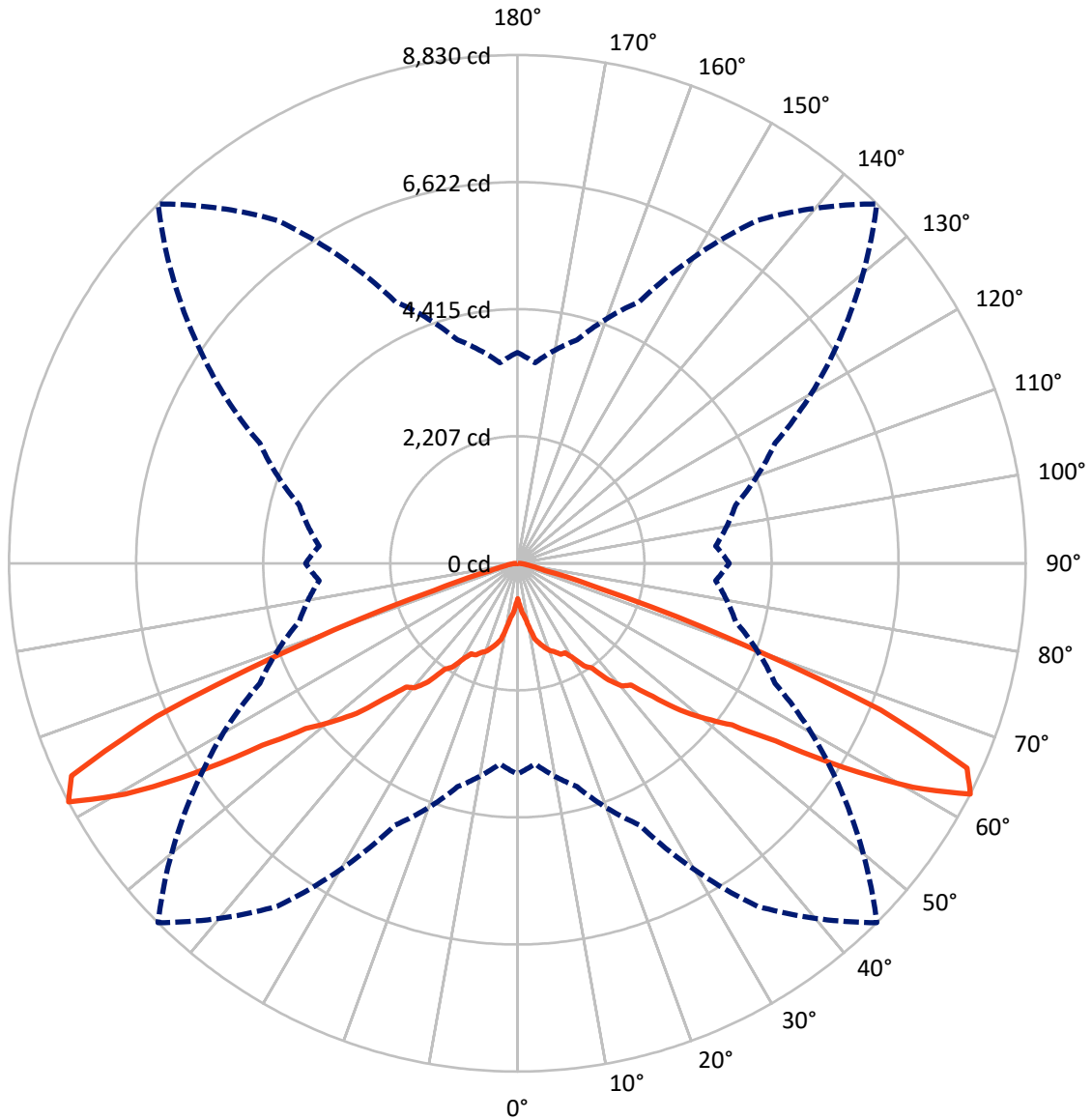
Lumens per Lamp: N/A
Luminaire Lumens: 15042 lumens
Efficiency: N/A
Efficacy: 119.4 lumens/watt
Luminous Opening: Rectangular (W 1' x L: 1' x H: 0')
IES Classification: Type V - Short
BUG Rating: B3 - U0 - G2

Input Watts (W): 126
Input Voltage (V): NR
Input Current (Ain): NR
Voltage Rise (V): NR
Power Factor: NR
Total Harmonic Distortion (THDi): NR
Frequency (hertz): 60
Stabilization Time: NR
Operation Time: NR
Ambient Temperature (°C): NR
Test Distance: 28.75 FT



REPORT NUMBER: P367854
CATALOG NUMBER: PMM-SA3B-750-U-5NQ

Luminous Intensity Polar Plot



— Vertical Plane Through 45-Deg Lateral - - - Horizontal Cone Through 62.5-Deg Vertical

REPORT NUMBER: P367854

CATALOG NUMBER: PMM-SA3B-750-U-5NQ

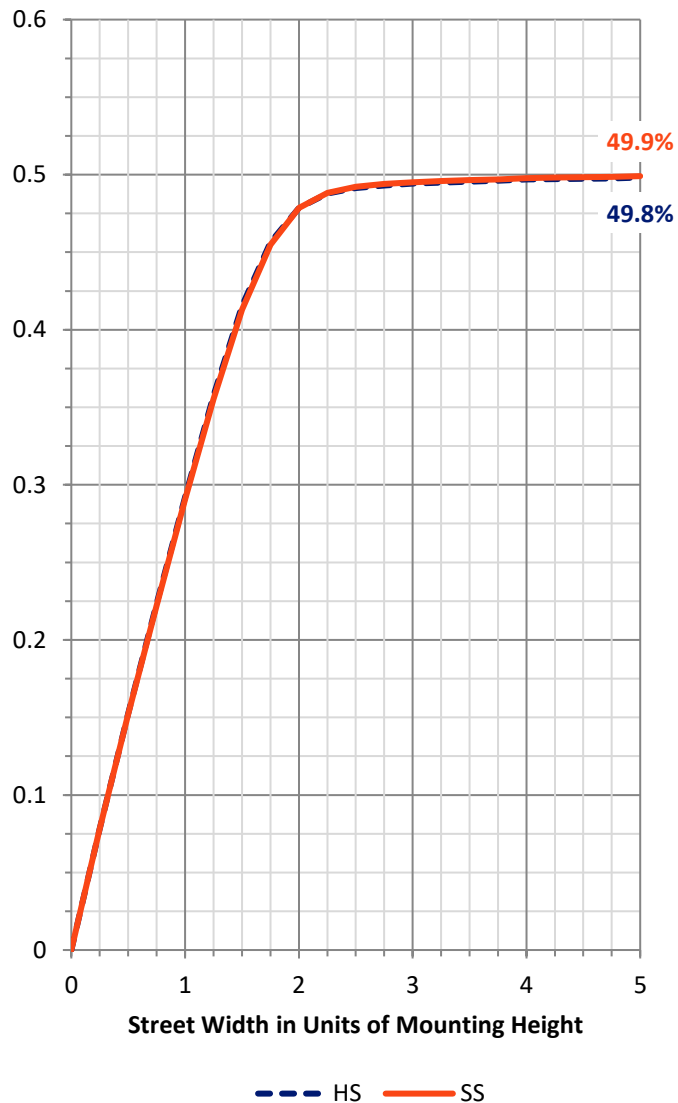
FLUX DISTRIBUTION:

		Downward	Upward	Total
House Side	Lumens	7521.0	0.0	7521.0
	% Fixture	50.0	0.0	50.0
Street Side	Lumens	7521.0	0.0	7521.0
	% Fixture	50.0	0.0	50.0
Total	Lumens	15042.0	0.0	15042.0
	% Fixture	100.0	0.0	100.0

ZONAL LUMENS:

Zone	Lumens	% Fixture
0°-10°	92.7	0.6
10°-20°	408.7	2.7
20°-30°	856.6	5.7
30°-40°	1614.0	10.7
40°-50°	2929.3	19.5
50°-60°	4949.6	32.9
60°-70°	3700.1	24.6
70°-80°	413.9	2.8
80°-90°	77.0	0.5
90°-100°	0.0	0.0
100°-110°	0.0	0.0
110°-120°	0.0	0.0
120°-130°	0.0	0.0
130°-140°	0.0	0.0
140°-150°	0.0	0.0
150°-160°	0.0	0.0
160°-170°	0.0	0.0
170°-180°	0.0	0.0
0°-90°	15042.0	100.0
0°-180°	15042.0	100.0

Coefficient of Utilization



REPORT NUMBER: P367854

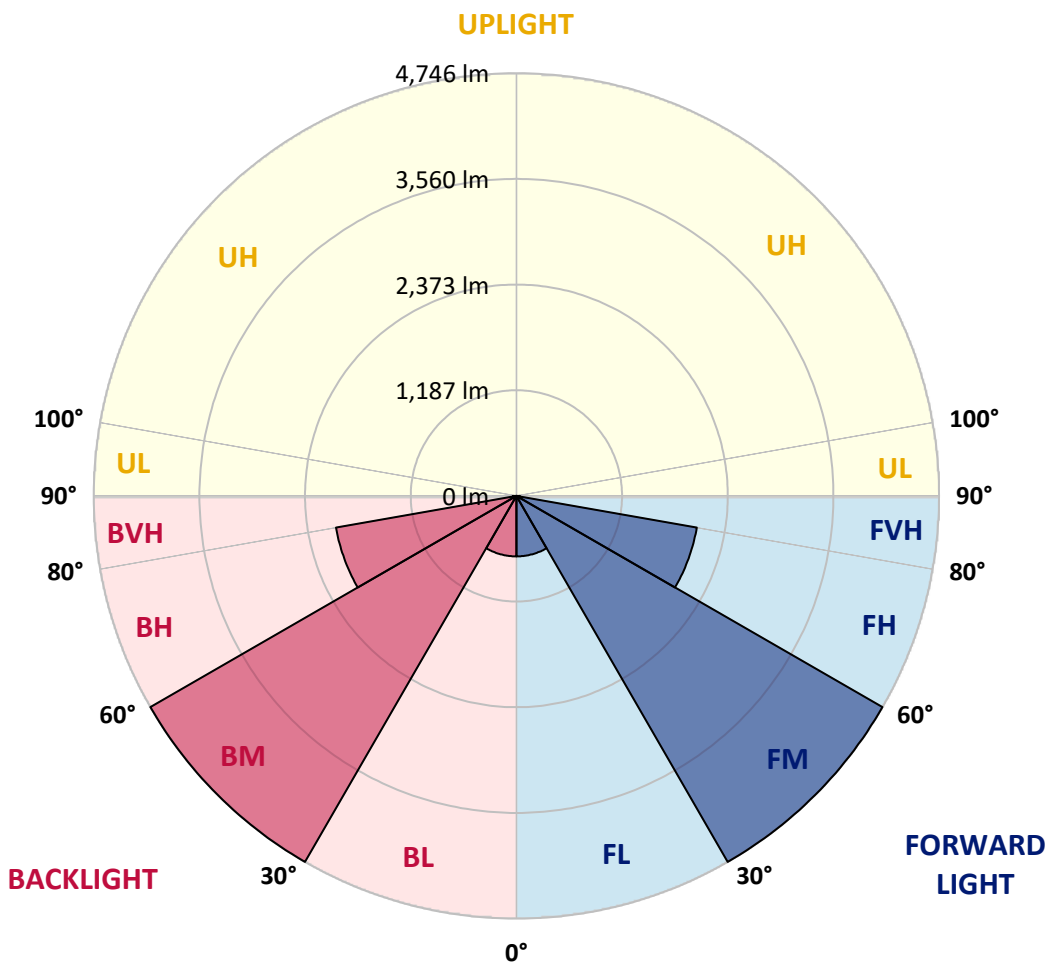
CATALOG NUMBER: PMM-SA3B-750-U-5NQ

LUMINAIRE CLASSIFICATION SYSTEM LUMEN TABLE AND BUG RATING:

Zone	Lumens	% Fixture	Zone Rating/Lumen Limit		
			B	U	G
FL (0°-30°)	679.0	4.5			
FM (30°-60°)	4746.5	31.6			
FH (60°-80°)	2057.0	13.7			G2/5000
FVH (80°-90°)	38.5	0.3			G1/100
BL (0°-30°)	679.0	4.5	B2/1000		
BM (30°-60°)	4746.5	31.6	B3/5000		
BH (60°-80°)	2057.0	13.7	B3/2500		G2/5000
BVH (80°-90°)	38.5	0.3			G1/100
UL (90°-100°)	0.0	0.0		U0/0	
UH (100°-180°)	0.0	0.0		U0/0	

BUG Rating: B3-U0-G2

Type V Short





REPORT NUMBER: P367854
 CATALOG NUMBER: PMM-SA3B-750-U-5NQ

CANDELA DISTRIBUTION (FULL):

	0°	5°	15°	25°	35°	45°	55°	65°	75°	85°	90°
0°	615.0	615.0	615.0	615.0	615.0	615.0	615.0	615.0	615.0	615.0	615.0
2.5°	747.8	734.4	687.2	703.8	720.9	718.4	714.2	701.3	689.7	738.0	747.8
5°	953.4	922.8	906.3	892.9	889.8	856.8	902.0	897.1	912.4	938.1	963.2
7.5°	1117.5	1088.7	1045.2	1036.1	986.5	949.8	988.9	1037.3	1052.6	1099.7	1127.9
10°	1177.4	1152.3	1160.3	1119.3	1116.8	1127.2	1118.7	1129.7	1170.1	1164.6	1185.4
12.5°	1312.1	1316.3	1290.6	1280.2	1301.0	1346.3	1307.8	1294.3	1284.5	1326.1	1339.0
15°	1438.1	1463.2	1421.0	1414.3	1405.7	1447.9	1406.3	1426.5	1444.2	1452.8	1447.9
17.5°	1616.8	1618.0	1570.9	1495.6	1523.8	1537.3	1518.9	1484.0	1567.9	1610.1	1612.5
20°	1734.3	1738.6	1645.6	1528.1	1607.6	1619.9	1610.7	1537.9	1649.3	1719.6	1716.6
22.5°	1861.0	1846.3	1720.2	1634.6	1662.7	1670.1	1650.5	1641.3	1719.6	1847.5	1828.6
25°	1946.1	1973.0	1847.5	1792.5	1768.6	1751.5	1776.5	1781.4	1861.6	1977.9	1913.6
27.5°	2149.2	2102.7	1906.3	1927.1	1876.3	1760.6	1870.8	1931.4	1914.2	2112.5	2160.9
30°	2329.8	2331.0	2055.6	2095.4	2001.1	1907.5	2026.8	2114.3	2092.9	2346.9	2301.0
32.5°	2560.5	2569.0	2313.2	2206.8	2143.1	2125.4	2110.7	2207.4	2340.8	2546.4	2550.7
35°	2809.5	2883.0	2535.4	2423.4	2315.1	2236.7	2321.2	2455.2	2542.1	2870.7	2812.6
37.5°	3294.8	3171.2	2886.7	2676.1	2607.0	2575.8	2620.4	2698.2	2886.0	3169.4	3269.1
40°	3581.8	3547.6	3160.2	2984.0	2717.1	2800.4	2775.9	2988.8	3144.3	3567.2	3576.3
42.5°	4020.6	3848.1	3499.8	3275.9	3036.0	2891.5	3044.5	3330.3	3518.2	3875.6	4044.5
45°	4367.6	4146.1	3877.4	3707.3	3404.4	3297.3	3352.4	3718.3	3953.9	4199.3	4421.5
47.5°	4751.3	4511.4	4242.8	3940.5	3644.9	3819.3	3722.0	4043.9	4274.0	4625.9	4833.9
50°	5233.5	4968.0	4624.0	4374.3	4178.5	4239.7	4224.4	4453.9	4737.9	5058.5	5294.7
52.5°	5764.7	5464.3	5132.6	4900.6	4818.0	4666.3	4864.5	4958.8	5168.1	5461.8	5739.0
55°	6136.2	5835.7	5635.0	5709.7	5687.6	5444.1	5617.9	5627.7	5526.7	5632.5	5911.6
57.5°	6078.7	5791.7	5764.1	6046.2	6467.9	6703.5	6434.8	5857.1	5478.9	5429.4	5725.0
60°	5314.9	5069.5	5321.7	5958.1	7186.3	7903.6	6869.3	5684.0	5061.0	4803.3	5088.5
62.5°	3662.6	3496.8	4019.4	5014.5	7272.6	8829.5	6853.4	4939.2	3925.2	3457.6	3679.1
65°	1736.2	1676.2	2117.4	3179.2	6057.9	8582.2	5987.5	3342.0	2259.4	1804.7	1854.9
67.5°	653.0	623.0	777.2	1404.5	3815.6	6806.9	4024.9	1648.6	873.9	679.3	702.5
70°	370.9	349.4	369.6	512.2	1536.0	3855.4	1736.2	565.5	371.5	338.4	360.4
72.5°	291.9	275.4	278.4	309.7	530.0	1513.4	561.8	322.5	269.9	256.4	276.0
75°	241.1	226.4	225.8	243.0	309.0	491.4	317.6	246.6	218.5	208.7	224.6
77.5°	191.5	183.0	185.4	198.9	221.5	274.8	230.1	199.5	179.3	167.7	178.7
80°	140.1	138.9	148.7	160.9	165.2	184.8	172.6	160.9	143.2	126.7	131.0
82.5°	91.8	92.4	110.8	120.6	118.7	118.1	123.6	123.0	107.1	83.8	83.8
85°	52.6	53.9	67.9	75.9	74.7	59.4	78.3	78.9	68.5	50.8	49.0
87.5°	17.1	21.4	29.4	31.2	30.0	16.5	30.0	33.0	30.0	21.4	19.0
90°	0.0	0.0	0.0	0.0	0.0	0.0	0.0	0.0	0.0	0.0	0.0

(END OF REPORT)